


















Price Quotation -

SL NO.	ART. NO.	PHOTOGRAPH	DESCRIPTION	PRODUCT DIMENSION (CM)			PACKING PER CTN	CARTON DIMENSION (CM)			CBM	# p. M3
				TOP	BOTTOM	HEIGHT		L	W	H		
1	C34-2006		NATURAL & DYED SEAGRASS	35	29	14	20	37	37	72	0,0986	202
				30	24	13						
				25	20	12						
				20	15	11						
2	C34-2006-XL		NATURAL & DYED SEAGRASS	35	29	14	12	37	37	40	0,0548	219
3	C34-2006-L		NATURAL & DYED SEAGRASS	30	24	13	20	62	32	38	0,0754	265
4	C34-2006-M		NATURAL & DYED SEAGRASS	25	20	12	36	52	27	55	0,0772	466
5	C34-2006-S		NATURAL & DYED SEAGRASS	20	15	11	48	42	42	44	0,0776	618
6	C34-2016		NATURAL & DYED SEAGRASS	TOP	BOTTOM	HEIGHT	8	52	52	44	0,1190	67
				25	20	22						
				22	18	20						
				19	16	18						
				17	14	16						
7	C34-2016-XXL		NATURAL & DYED SEAGRASS	25	20	22	36	77	52	50	0,2002	179
8	C34-2016-XXL		NATURAL & DYED SEAGRASS	22	18	20	90	68	68	50	0,2312	389
9	C34-2016-XL		NATURAL & DYED SEAGRASS	19	16	18	90	59	59	47	0,1636	550
10	C34-2016-L		NATURAL & DYED SEAGRASS	17	14	16	90	53	53	45	0,1264	711
11	C34-2016-S		NATURAL & DYED SEAGRASS	15	12	14	160	62	62	43	0,1653	967
12	C34-2041		NATURAL & DYED SEAGRASS	TOP	BOTTOM	HEIGHT	8	56	56	55	0,1725	46
				25	27	25						
				22	24	22						
13	C34-2041-L		NATURAL & DYED SEAGRASS	25	27	25	8	55	55	52	0,1573	50
14	C34-2041-M		NATURAL & DYED SEAGRASS	22	24	22	8	50	50	46	0,1150	69
15	C34-2041-S		NATURAL & DYED SEAGRASS	20	22	20	27	68	68	62	0,2867	94
16	C34-2045		NATURAL & DYED SEAGRASS	TOP	BOTTOM	HEIGHT	8	52	52	52	0,1406	56
				25	25	25						
				22	22	22						
17	C34-2045-L		NATURAL & DYED SEAGRASS	25	25	25	8	52	52	52	0,1406	56

18	C34-2045-M		SEAGRASS	22	22	22	27	67	67	67	0,3008	89
19	C34-2045-S			19	19	19	27	58	58	58	0,1951	138
20	C34-2067		SEAGRASS & JUTE	TOP	BOTTOM	HEIGHT	8	L	W	H	0,1430	55
				25		24		55	52	50		
				22		22						
21	C34-2067-L			25		24	8	52	52	45	0,1217	65
22	C34-2067-M			22		22	27	67	67	62	0,2783	97
23	C34-2067-S			19		20	27	58	58	55	0,1850	145
24	C34-2239		JUTE	TOP	BOTTOM	HEIGHT	8	L	W	H	0,2114	37
				30		25		62	62	55		
				25		20						
				20		15						
25	C34-2239-L			30		25	8	62	62	45	0,1730	46
26	C34-2239-M			25		20	8	52	52	35	0,0946	84
27	C34-2239-S			20		15	36	62	62	55	0,2114	170
28	C34-2508		DATE LEAF AND KANS GRASS	TOP	BOTTOM	HEIGHT	8	L	W	H	0,1136	70
				25		20		52	52	42		
				20		18						
				16		16						
29	C34-2508-L			25		20	8	52	52	42	0,1136	70
30	C34-2508-M			20		18	27	62	62	56	0,2153	125
31	C34-2508-S			16		16	64	66	66	66	0,2875	222
32	C34-2516		DATE LEAF AND KANS GRASS	TOP	BOTTOM	HEIGHT	10	L	W	H	0,1290	77
				30X24		10		40	52	62		
				27X22		8						
				23X18		6						
33	C34-2516-L			30X24		10	10	42	52	42	0,0917	109
34	C34-2516-M			27X22		8	15	36	68	52	0,1273	117
35	C34-2516-S			23X18		6	30	63	59	47	0,1747	171